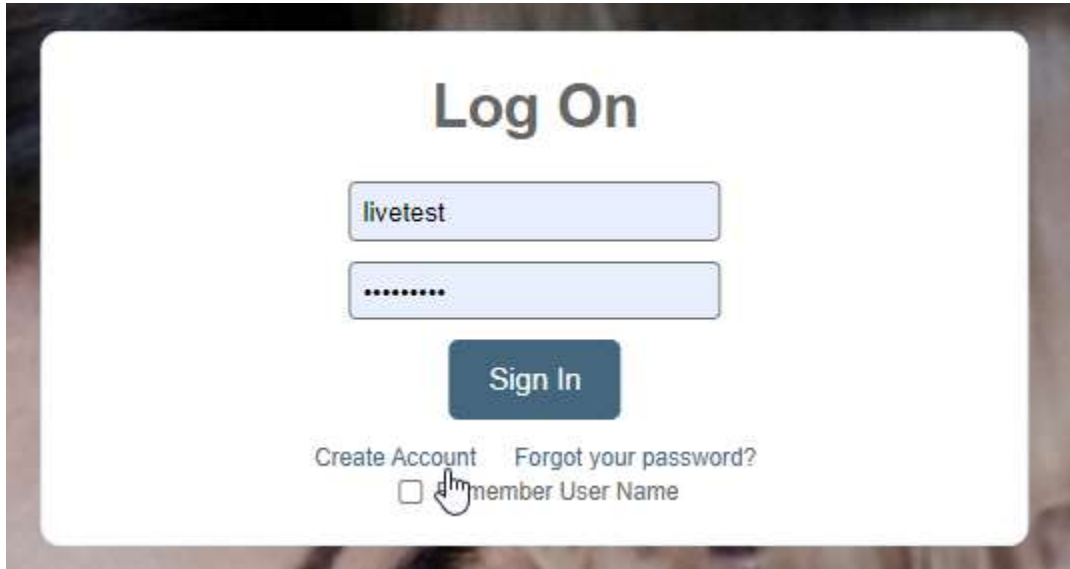


## How to Create a ProdigySales Account and Get Video Approval

1. Visit <https://prodigysales.com> and click on create account:



2. Choose a username and password, enter your personal information and choose an account PIN and click:

*HINT: YOUR PIN IS A NUMBER YOU CHOOSE. YOU WILL NEED THIS TO SPEAK TO A CUSTOMER SERVICE REP LATER.*

Confirm password	<input type="text"/>
Account PIN ⓘ	<input type="text"/>
Choose a security question	<input type="text" value="What is the last name of your maternal or"/>

*HINT: MAKE SURE YOUR PHONE NUMBER IS ENTERED CORRECTLY! YOU WILL NOT BE ABLE TO CHANGE IT LATER!.*

Last Name	<input type="text"/>
Email address	<input type="text"/>
Phone Number	<input type="text"/>

3. If you are going to use Video Chat, you must be approved. Select the facility and click on Proceed to Verification:

In order to make and receive Video Calls, you will need to verify your account by taking a snapshot of your driver's license e

Please select a facility to submit photo verification to:

[Proceed to Verification](#)

Skip Verification For Now

4. A self picture and a picture of your driver's license will need to be uploaded. MAKE SURE YOUR PICTURE IS CLEAR AND CLICK SNAP PHOTO.:  
*HINT: THE FIRST PICTURE IS YOUR SELF PICTURE, THE SECOND PICTURE IS YOUR DRIVER'S LICENSE*

### Your Photograph


Take a clear photo of your face while facing the camera. You may choose to snap a photo from your current camera

New Photo



Snap Photo

5. If your Picture is clear, click Accept, if it is not clear, click retake:




6. You will then be prompted to take a picture of your driver's license. Make sure it is clear and click snap photo:

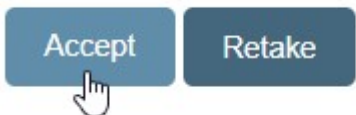
**Photo ID**

Take a photo of your most recent Driver's License or other photo ID. Please be sure the photo is clear enough to be read. You may choose to upload a photo in PNG or JPEG format.

**New Photo**



7. If your Picture is clear, click Accept, if it is not clear, click retake:



8. To see if your photos have been approved, go to Home and click Request Facility Verification for Video::

**Start a New Text Message Conversation**

Request a phone number to use to send text messages to an inmate.

**Request Facility Verification for Video**

Request verification for video visitation at a facility and check the status of your ongoing requests.

**Start a Video Call**

Start a video call with an inmate

**IF YOU ARE APPROVED, YOUR STATUS WILL SHOW APPROVED AND YOU ARE READY TO RECIVE VIDEO CALLS:**

### Verify ID

To access video services some facilities require identity verification. You can submit photos for verification below:

Facility	Status	Action
Beckham County Jail	Approved	<input type="button" value="Submit"/>

Add facility to request verification:

**IF YOU ARE DENIED, YOUR STATUS WILL SHOW THE DENIAL REASON AND YOU WILL HAVE TO RESUBMIT YOUR PHOTOS:**

### Verify ID

To access video services some facilities require identity verification. You can submit photos for verification below:

Facility	Status	Action	Denial Reason
Beckham County Jail	Insufficient Photos	<input type="button" value="Submit"/>	Driver's license is illegible

Add facility to request verification:   Insufficient Photos